


































## Coronavirus Risks






















Risk Code & Title	RAG Status	Impact	Likelihood	Current Rating
CRR_FCS09 Fee income volatility		2	4	8
CRR_FCS27 Threat of major successful cyber-attack		4	2	8
CRR_NS12a Failure to deliver statutory services due to impact of Coronavirus on staffing levels		1	3	3
CRR_NS12b Failure to deliver statutory services due to impact of Coronavirus on the community		1	3	3
CRR_NS14 Failure to manage a local lockdown		4	1	4
CRR_NS15 Ability of high streets to implement the necessary safety measures to reopen following lockdown and operate under Covid-secure measures		2	2	4
CRR_NS16 Ongoing impact of Covid19 on the Borough's leisure facilities whilst operating within the Covid-secure guidelines for the leisure industry		2	2	4
CRR_NS17 Impact of Covid-19 on the Borough's leisure facilities and their ability to recover		3	3	9
CRR_NS20 Impact of Covid19 on the Council's budget, and ability to secure external funding for Carbon Management schemes and the availability of staff required to assist with the delivery of this new corporate priority		3	2	6
OR_CED07 Ability of the Borough Council to maintain frontline services in the event of further waves of Covid-19		3	3	9
OR_DEG05 Impact of Covid-19 on the Borough's high streets and their ability to recover following initial lockdown (March to June 2020) and any further local lockdowns		3	3	9
OR_NS30 Lack of emergency accommodation for those at risk of homelessness, fleeing domestic violence and in crisis		2	2	4
OR_NS31 Increased number of residents presenting as homeless as a result of income reduction, loss of employment and domestic violence leading to a loss of homes		2	2	4


Risk Code & Title	RAG Status	Impact	Likelihood	Current Rating
OR_NS32 Increased risk of domestic violence, abuse, or neglect as a result of increased periods of time at home, limited school provision, reduced income and employment volatility		2	2	4
OR_NS33 Increased risk of Anti-Social Behaviour as a result of enforced periods of lockdown, limited 'allowable' social activities and free use of outdoor spaces		2	1	2

Risk Status				
	Alert		Warning	 Ok

















## Corporate Risks















Risk Code & Title	RAG Status	Impact	Likelihood	Current Rating
CRR_CED01 Equal pay claim		3	2	6
CRR_CED02 Insufficient staff capacity - skills, knowledge, and availability etc		3	3	9
Description update: 'availability' added to risk title				
CRR_DEG01 Inability to demonstrate a five-year supply of deliverable housing sites against the housing target leading to further development on unallocated sites	 to 	3	2 to 1	6 to 3
Likelihood reduced from 2 to 1 as there is currently a five-year land supply over target.				
CRR_DEG02 Failure to properly manage our property assets		3	1	3
CRR_DEG04 Ability to deliver Rushcliffe Oaks project on time and within budget		3	2	6
CRR_DEG05 Ability to deliver Bingham Arena and Enterprise Centre project on time and within budget		2	2	4
CRR_FCS01 Failure to properly deal with community governance review legislation, Community Right to Challenge, and nominations for assets of community value		2	2	4
CRR_FCS02 Reduction in Government funding linked to New Homes Bonus Fairer funding and business rates reviews and the impact of the overall Comprehensive Spending Review		3	3	9
CRR_FCS03 Failure to prevent or detect fraud and corruption		2	2	4
CRR_FCS05 Revaluation of major business rate payer ie the impact of Ratcliffe on Soar Power Station closure		4	3	12
CRR_FCS06 Lack of funding from partners		2	3	6
CRR_FCS07 Central Government policy changes		3	3	9
CRR_FCS08 Inadequate capital resources		3	2	6
CRR_FCS10 Inflationary pressures, particularly utility costs		3	2	6

Risk Code & Title	RAG Status	Impact	Likelihood	Current Rating
CRR_FCS11 Increased demand for services		2	3	6
CRR_FCS12 Risk and return from Asset Investment Strategy		3	2	6
CRR_FCS13 Failure to deliver the Transformation Strategy		3	2	6
CRR_FCS20 Failure to properly manage and deliver significant projects		2	2	4
CRR_FCS21 Potential inflationary pressures, with volatility over prediction for budget		2	2	4
CRR_FCS22 Uncertainty around Government funding and changes to the business rates system with a one-year financial settlement		3	3	9
CRR_FCS23 ICT supplier goes out of business		3	2	6
CRR_FCS24 Long term loss/failure of main ICT systems		4	1	4
CRR_FCS25 Loss or compromise of sensitive data		3	2	6
CRR_FCS26 Short term loss/failure of main ICT systems		3	2	6
CRR_FCS28 Failure to comply with General Data Protection Regulation		4	2	8
CRR_FCS29 Loss or compromise of confidential or restricted information or data		3	2	6
CRR_NS08 Failure of internal health and safety compliance or enforcement of health and safety		3	1	3
CRR_NS09 Unforeseen incidents happening at public events		4	2	8
CRR_NS10 Failure of business continuity		3	2	6
CRR_NS11 Ineffective emergency planning arrangements		2	2	4
CRR_NS13a Response to flooding impacts on delivery of statutory services		2	3	6
CRR_NS13b Inadequate resources to respond to flooding incidents	 to 	2	3 to 2	6 to 4
Likelihood reduced from 3 to 2 now that a rapid response team is in place.				
CRR_NS18 Failure of public sector partnerships / withdrawal of financial support		2	2	4
CRR_NS19 Failure to safeguard children and vulnerable adults		3	1	3



Risk Code & Title	RAG Status	Impact	Likelihood	Current Rating
CRR_NS21 Ensuring the Afghan Relocation Programme is supported in accordance with national guidance (funding and community cohesion)		2	2	4

## Operational Risks

Risk Code & Title	RAG Status	Impact	Likelihood	Current Rating
OR_CED01 Threat of violence to staff		2	3	6
OR_CED02 Failure to comply with Equality legislation		2	1	2
OR_CED03 Risk to staff health due to their work		3	2	6
OR_CED04 Threat of Industrial Action	 to 	2	2 to 3	4 to 6
Likelihood increased from 2 to 3: Some unions have balloted members about industrial action over the 2021 pay increase. We have not yet received the outcome of those ballots but anticipate industrial action that will affect a small number of staff.				
OR_CED05 Failure to meet major statutory duties or take on board new legislation		2	2	4
OR_CED06 Inadvertent illegal activity, taking illegal decisions		2	1	2
OR_DEG01 Failure to manage legionella issues		2	2	4
OR_DEG02 Failure to manage asbestos in buildings under our control		2	1	2
OR_DEG03 Failure to maintain council owned trees		2	2	4
OR_DEG06 Cost of defending appeals for large scale residential developments and potential award of costs		2	1	2
OR_DEG07 Failure to determine major planning applications within 13 weeks or agreed period	 to 	3	1 to 2	3 to 6
Likelihood increased from 1 to 2 (in November) Due to workload and vacancies				
OR_DEG08 Loss of income as a result of the refund of planning application fees under the provisions of the Government's Planning Performance and Planning Guarantee	 to 	2	2 to 3	4 to 6
Likelihood increased from 1 to 3 (in November) Due to workload and vacancies				
OR_FCS06 Failure to manage and monitor budget		2	2	4

OR_FCS07 Lack of implementation of financial controls		2	2	4
OR_FCS08 Exposure to breach of VAT rules		3	2	6
OR_FCS09 Loss of capital/lower interest earned on investments, due to current economic climate		2	4	8
OR_FCS10 Reputational risk to the Council following adverse media coverage		2	2	4
OR_FCS11 Unauthorised access to IT systems		4	2	8
OR_FCS12 Partners closure of buildings where RBC has contact points		2	1	2
Description update: 'RCCC' removed from risk title				
OR_NS02 Disruption and lack of fuel preventing collection of domestic waste		2	1	2
OR_NS06 Lack of knowledge of contaminated land		2	1	2
OR_NS20 Significant malfunction of core services/security risk at Council's temporary accommodation premises		2	2	4
OR_NS25 Failure to deliver mandatory DFG grant due to insufficient staffing		2	1	2
OR_NS28a Increasing number of developments and greater opportunity for affordable housing		2	4	8
OR_NS28b Capital resources are utilised to support Affordable Housing (new 3.6m of s106 grant)		2	3	6
OR_NS29 Lack of or inappropriate monitoring of the Council's contracts in place		3	1	3
OR_NS34 Increased risk of ASB and other related safety concerns arising from the use an asylum contingency hotel by the Home Office for asylum seekers		4	2	8
<p>New risk:</p> <p><b>Internal Controls</b></p> <p>The Council has had no choice in the placing of these individuals at this location, but officers have concerns. These are being addressed through regular liaison meetings with SERCO.</p>				

## Opportunity Risk

Risk Code & Title	RAG Status	Impact	Likelihood	Current Rating
OPP_DEG01 Opportunity provided by Rushcliffe Oaks		4	4	16
OPP_DEG02 County Deals – failure to secure opportunities for greater collaboration and Government funding		3	3	9



Risk Threat and Opportunity Matrix

		Risk – Threats				Risk - Opportunities					
<b>Likelihood</b>	Likely 4	4	8	12	16	16	12	8	4	Likely 4	<b>Likelihood</b>
	Possible 3	3	6	9	12	12	9	6	3	Possible 3	
	Unlikley 2	2	4	6	8	8	6	4	2	Unlikley 2	
	Rare 1	1	2	3	4	4	3	2	1	Rare 1	
		Insignificant 1	Minor 2	Moderate 3	Major 4	Significant 4	Moderate 3	Minor 2	Insignificant 1		
		<b>Impact</b>				<b>Impact</b>					

## Table 1 Consequence / Impact

This is a measure of the consequences of the identified risk

Risk - Threats		Risk - Opportunities	
Impact	Thresholds and Description	Impact	Thresholds and Description
1 – Insignificant	<p>Financial Impact = &lt;£10k</p> <p>No adverse impact on reputation</p> <p>No impact on partners</p>	1 – Insignificant	<p>Little or no improvement to service</p> <p>Little or no improvement to welfare of staff / public</p> <p>Little or no financial income / efficiency savings (less than £10k)</p> <p>Little or no improvement to environment or assets</p> <p>Little or no feedback from service users</p>
2 – Minor	<p>Financial Impact = £10k - £50k</p> <p>Negative internal/ within sector impact on reputation</p> <p>Negative partner impact</p>	2- Minor	<p>Minor improvement to service</p> <p>Minor improvement to welfare of staff / public</p> <p>Improvement that produces £10k - £50K of income / efficiency savings</p> <p>Minor improvement to environment or assets</p> <p>Positive user feedback</p>

<b>Risk - Threats</b>		<b>Risk - Opportunities</b>	
<b>Impact</b>	<b>Thresholds and Description</b>	<b>Impact</b>	<b>Thresholds and Description</b>
3 – Moderate	Financial Impact = >£100k Negative Regional/Local impact on reputation Negative impact on key partnerships	3 – Moderate	Moderate improvement to service Moderate improvement to welfare of staff / public Improvement that produces £50k+ - £100k of income / efficiency savings Moderate improvement to environment or assets Positive local media contact
4 – Major	Financial Impact = >£250k Negative National reputation Key partners withdraw	4 – Significant	Significant improvement to service Significant improvement to welfare of staff / public Improvement that produces £100k+ of income / efficiency savings Significant improvement to environment or assets Positive local media coverage

**Table 2 Likelihood / Probability of Occurrence**

This measures the chance of the risk or opportunity occurring

<b>Risk - Threats</b>		<b>Risk - Opportunities</b>	
<b>Likelihood</b>	<b>Thresholds and Description</b>	<b>Likelihood</b>	<b>Thresholds and Description</b>
1 – Rare	Unlikely	1 – Rare	Opportunity has not been fully investigated but considered extremely unlikely to materialise
2 – Unlikely	Possible	2 – Unlikely	Opportunity has not been fully investigated; achievability is unproven / in doubt
3 – Possible	Probable within 2 years	3 – Possible	Opportunity may be achievable, but requires significant management, planning and resources
4 – Likely	Probable within 12 months	4 – Likely	Opportunity is achievable with careful management